

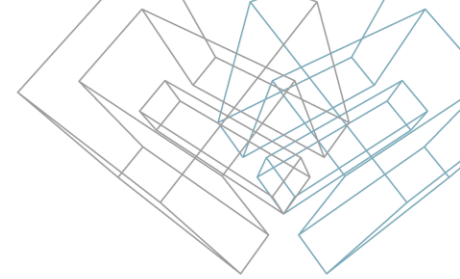
An abstract graphic composed of several overlapping, translucent blue and white geometric shapes, including cubes and wireframe cubes, arranged in a dynamic, non-linear fashion. The background is a dark, industrial-style interior with concrete pillars and beams, illuminated by blue light.

TOOLS 4 BIM DOCK INSTALLATION & ACTIVATION GUIDE

Trial Activation Instructions

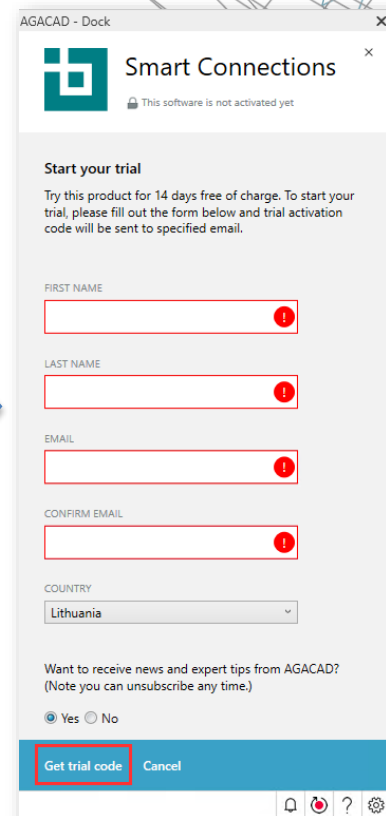
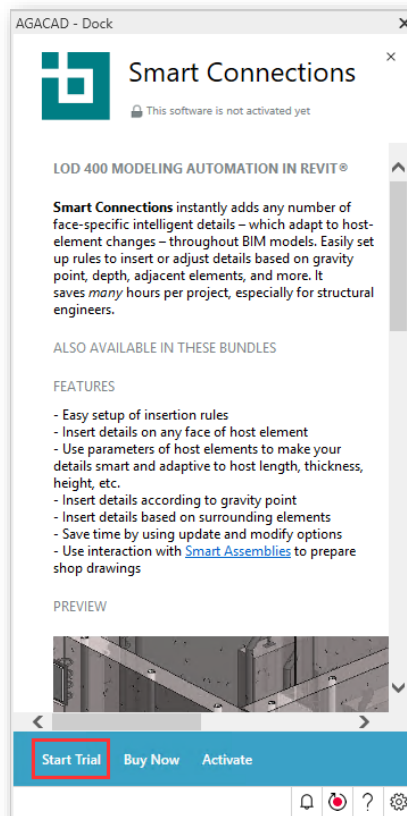
Before Activation

1. Make sure your computer has Internet connection;
2. Make sure that your firewall is not blocking outbound communication from Revit processes.



Activation Instructions

1. Select the tool that you want to try;
2. Click on “Start Trial”;
3. Fill the form with your personal data;
4. Click on “Get trial code”;
5. The activation code will be sent to your **email**.

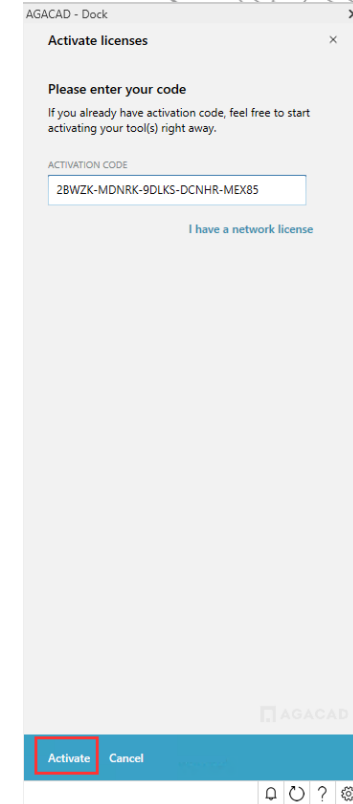



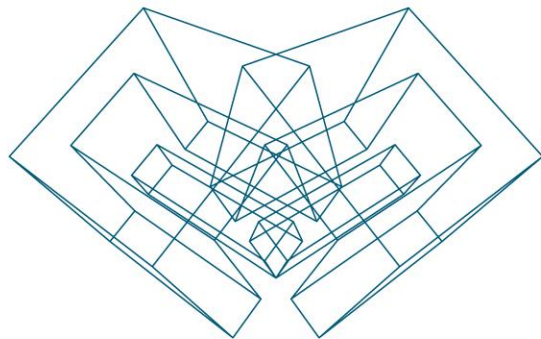
Activation Instructions

7. Copy the received code from your email, then click on “Activate your license” and paste the activation code.

8. After the activation, Tools will install automatically and should appear in “My Tools” section.

The selected product is now activated for 14 days!





ENJOY WORKING WITH OUR PRODUCTS!

AGA CAD Ltd

T: +370 618 55671 | E: support@agacad.com | W: www.agacad.com