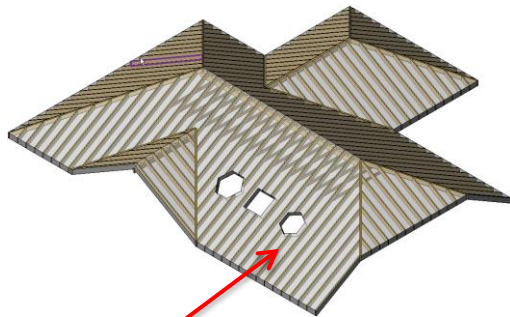




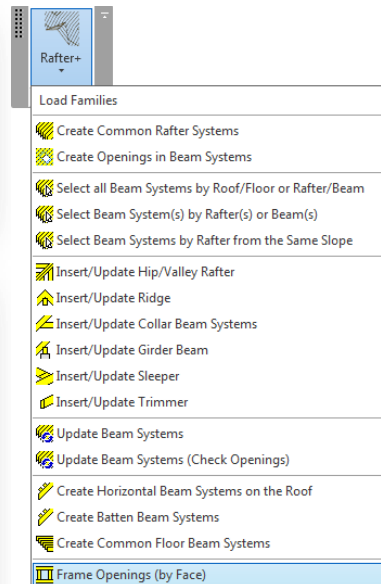
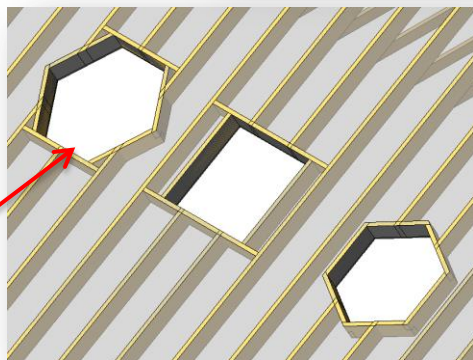
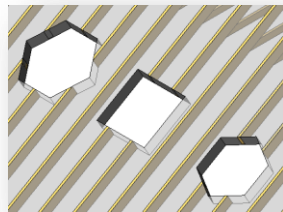
WOOD FRAMING RAFTER+ Frame Openings (by Face)

Frame Openings (by Face)



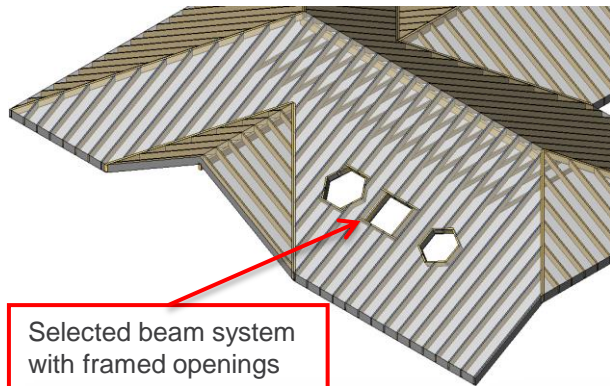
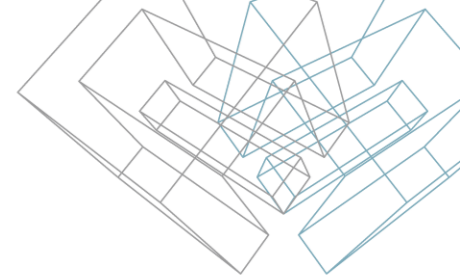
Selected beam system with three openings.

Note that framing elements perpendicularly to rafters, automatically extends elements to the nearest rafter beam.

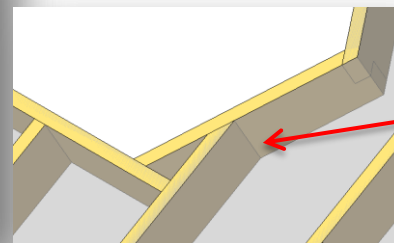




- Select single, multiple or all instances of beam systems.
- Select the **Frame Openings (by Face)** function from the menu.

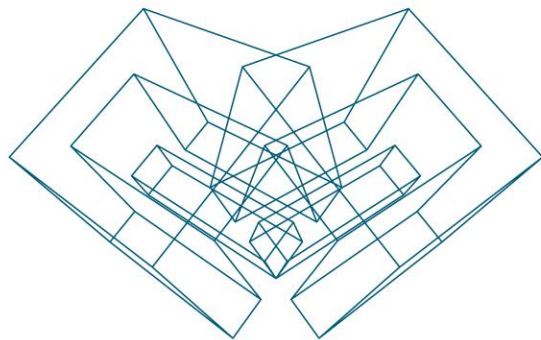
Update Joints and Cuts of Framed Openings



- Select single, multiple or all instances of beam systems.
- Select the **Update Beam Systems** function from the menu.



Update framing joints and end cuts



AGA CAD Ltd

T: +370 618 55671 | E: support@aga-cad.com | W: www.aga-cad.com