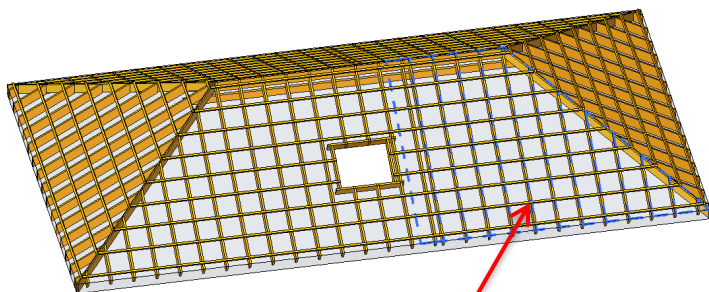
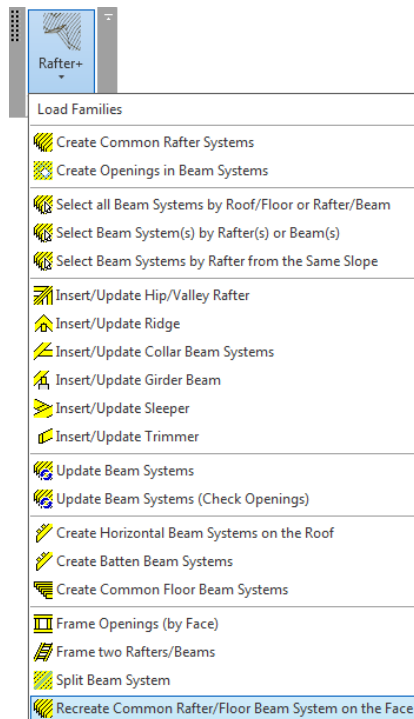


WOOD FRAMING RAFTER+ Recreate Common Rafter/Floor Beam System on the Face

Recreate Common Rafter/Floor Beam System on the Face

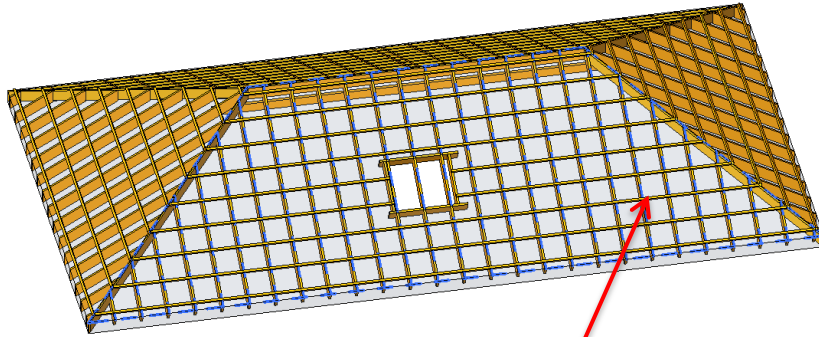
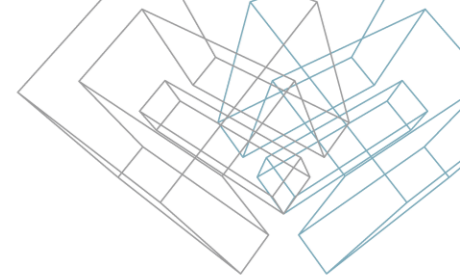


Selected beam system



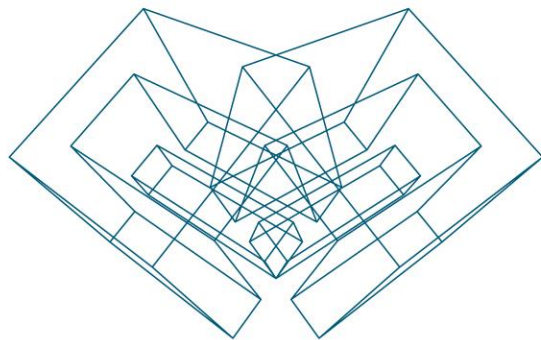
- After you split a beam system and you realize that it have split in the wrong way, there is no function in Revit to recreate it. It means that you have to delete all common rafter systems and create them from the beginning, or you can use Wood Framing Rafter+ function to recreate beam system.
- Select any beam system you want to recreate, and run the function **Recreate Common Rafter/Floor Beam System on the Face** from the menu.

Recreate Common Rafter/Floor Beam System on the Face



Recreated common rafter
beam system

- As you can see, the common rafter beam system is recreated. The cuts in connections and ends are not updated and there is no opening. For this slope, you have to run the required functions again.



AGA CAD Ltd

T: +370 618 55671 | E: support@aga-cad.com | W: www.aga-cad.com