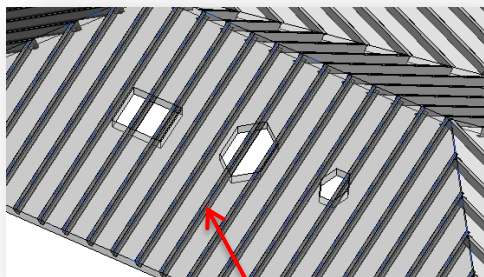


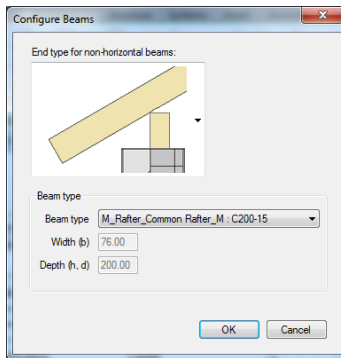
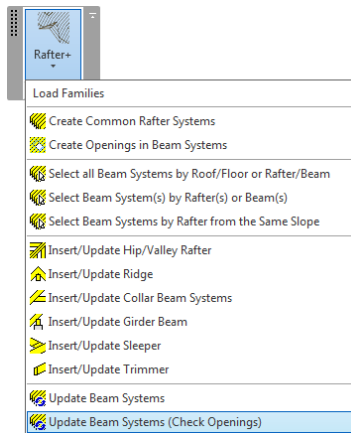
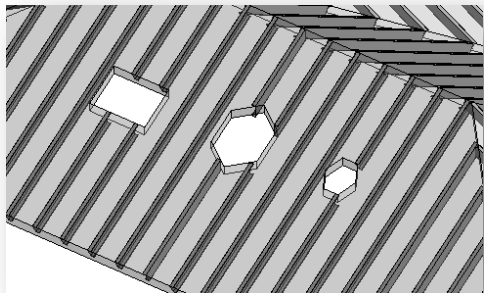
METAL FRAMING RAFTER+

Update Beam Systems (Check Openings)

Update Beam Systems (Check Openings)

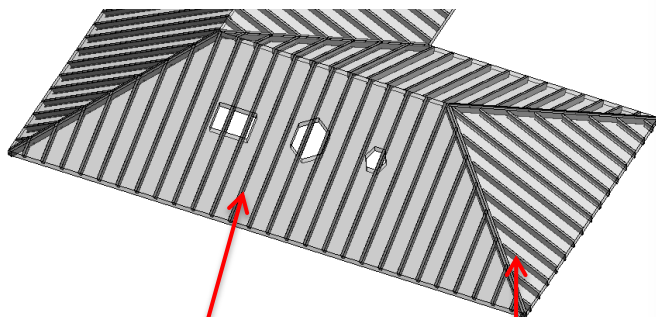


Selected rafter
beam system



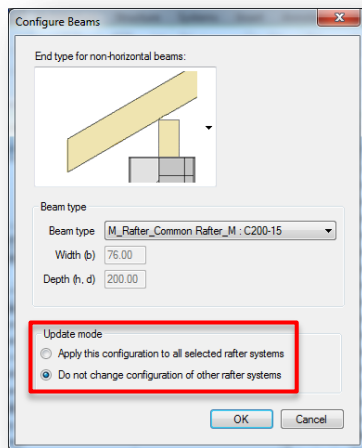
- Select a single beam system you want to update.
- Select **Update Beam Systems (Check Openings)** from the menu.
- Modify an end type for non-horizontal beams if necessary.
- Select beam type from structural framing families existing in the project.
- Click OK to update the beam system.

Update Beam Systems (Check Openings)



Selected rafter beam system in the slope with three openings

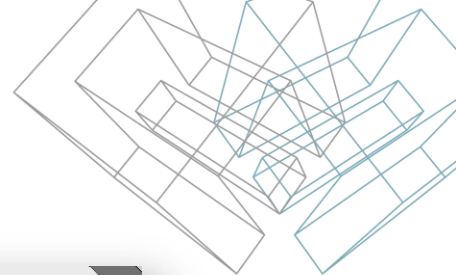
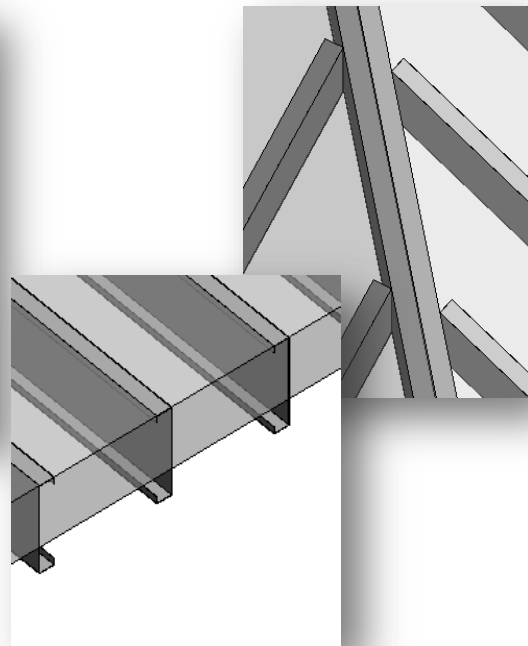
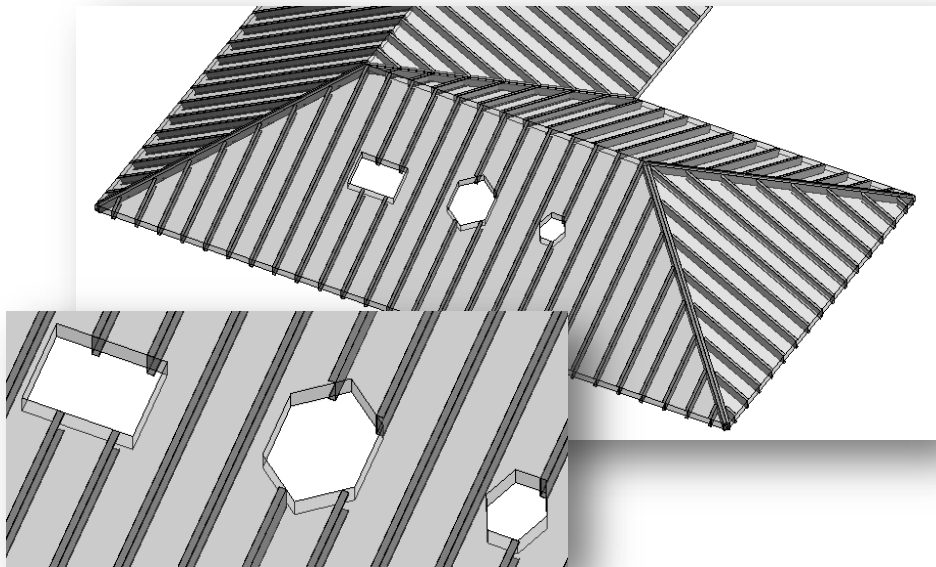
Selected rafter beam system

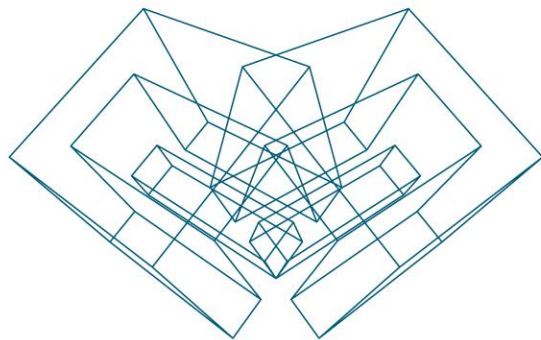


- Select multiple or all instances of beam systems.
- Select the **Update Beam Systems (Check Openings)** function from the menu.
- If the *Do not change configuration of other rafter systems* option is checked:
 - no changes to beam dimensions are made;
 - joints and cuts are updated.
- If the *Apply this configuration to all selected rafter systems* option is checked:
 - end cut and cross section dimensions are updated;
 - joints and cuts are updated.
- The cut of the beam system is done according to the opening top face boundary.

Update Beam Systems (Check Openings)

Results





AGA CAD Ltd

T: +370 618 55671 | E: support@aga-cad.com | W: www.aga-cad.com